

TEL. 9554725, 55110031

PABX-575,

Mail: fxdeal@janatabank-bd.co

Exchange Rate Circular - 029



JANATA BANK LIMITED

TREASURY DEPT.(FRONT OFFICE)

HEAD OFFICE, DHAKA

INDICATIVE ONLY: Rates may vary in the

For Previous Rate Sheet Click

<https://goo.gl/URA0t4>

DATE : 10 Feb 2021

Wednesday

EFFECTIVE DATE: 10 Feb 2021

same day

A) CROSS RATE OF SYD, TOK, HKG & S.E. ASIAN MARKETS AS ON 10/02/2021

	GBP/USD	EUR/USD	USD/JPY	USD/C.DLR	USD/S.FRA	AUD/USD
SELLING	1.3826	1.2130	104.5300	1.2634	0.8915	0.7777
BUYING	1.3824	1.2129	104.5600	1.2634	0.8916	0.7777

B) JANATA BANK LTD'S CASH

CURRENCY & T.C TO PUBLIC TK PER UNIT OF FOREIGN CURRENCY

SELLING	CURRENCY	BUYING	SELLING	CURRENCY	BUYING
86.8000	US Dollar	84.1000	23.5000	Saudi Riyal	20.0000
117.3000	G. B. Pound	111.3000	24.0000	UAE. Dirham	22.0000
102.7500	Euro	97.0000	20.8000	MAL.Ringit	18.0000
66.5656	Aus. Dollar	57.1156	1.2200	Indian Rupee	1.1200

BE SAME AS SELLING T.T.& O.D AND BUYING O.D. TRANSFER

C) SELLING		NAME OF CURRENCY	BUYING			
T.T.& O.D.	B.C.		T.T.CLEAN	T.T.DOC	O.D.SIGHT EXP.BILLS	O.D. TRANSFER
84.9500	84.9500	US Dollar	84.2000	84.1500	84.1000	83.9000
119.5293	119.6708	G. B. POUND	115.9222	115.7478	115.5061	115.0443
105.1085	105.3449	EURO	101.2054	100.5462	100.3964	100.1966
0.8362	0.8425	JP.YEN	0.8086	0.8018	0.8004	0.7499
69.2341	69.4118	CAN.DLR	67.8243	67.7476	67.5419	66.8906
96.7460	96.9092	SWISS.FRANC	95.2651	95.0641	94.9569	94.4118
222.5057	222.7810	OMANIAN RIYAL	219.1501	211.9164	211.2743	210.1645
11.2500	11.4435	H.K.DLR	10.9335	10.9219	10.8900	10.8581
65.2861	67.6772	SING.DLR	63.9312		62.6769	57.0430
2.8687	2.8732	THI.BAHT	2.8338		2.8226	2.8143
21.2261	21.2458	MAL.RINGIT	20.9594		20.8761	20.8149
23.3010	23.3092	UAE.DIRHAM			22.9816	22.9975
22.8152	22.8732	SAUDI RIYAL			22.5055	22.4400
23.5000	23.6000	QATAR RIYAL				20.0000
282.2333	285.4746	KUWAIT DINAR				255.0000
224.7528	224.0943	BAHRAIN DINAR				216.0355
13.6483	14.2486	CHINESE YUAN				12.5000

D) USANCE RATE:	30 DAYS	60 DAYS	90 DAYS	120 DAYS	150 DAYS	180 DAYS
US Dollar	83.5988	83.1077	82.6165	82.1253	81.6342	81.1430
G. B. POUND	114.8299	114.1537	113.1877	112.8012	112.1250	111.4488
EURO	99.8060	99.2157	98.3723	98.0349	97.4446	96.8542

E) FORWARD RATE:		1 MONTH	2 MONTHS	3 MONTHS	6 MONTHS	1 YEAR
SELLING	US Dollar	85.5270	85.8040	86.1309	87.3119	0.0000
BUYING	US Dollar	84.6053	85.0604	85.3158	86.5315	0.0000


F) NFCD INTT RATE, EFFECT ON: 01.02.2021 To 15.02.2021	1 MONTH	3 MONTHS	6 MONTHS	12 MONTHS
US Dollar	0.11920	0.20138	0.22269	0.31035
G. B. POUND	0.02569	0.03928	0.04377	0.08267
EURO	0.00000	0.00000	0.00000	0.00000


G) LIBOR AS ON 09/02/2021 , 60 DAYS 0.15650 90 DAYS 0.20250 180 DAYS 0.20800


H) INDICATIVE RATE OF 01 SDR ,USD WITH NTL, CUR OF ACU MEMBERS AS IMF RATE 05/02/2021	IN.RS	N.RS	SL.RS	PK.RS	BD TK	USD
USD 1	72.8986	110.5034	175.7967	135.1155	84.5800	
SDR 1	104.4817	158.3787	251.9603	193.6540	121.2241	1.4332

IN CASE OF AUS. DOLLAR CASH RATE WILL BE USED FOR T.T ALSO

Rates mentioned in row C, D, E and F are applicable only for bank's own customers.


Md. Nur Islam
PO
Prepared By


Syeda Hasinatul Jannat
SPO
Checked By


Shipra Biswas
AGM
Authorized Signature


Md. Yakut Mia
DGM
Authorized Signature